

1. I have been told about the study and I know why it is being done and what to do. I know that I do not have to do it if I do not want to. If I have questions I can ask my teacher. I know that I can stop at any time.		
	Response Percent	Response Count
I understand and will begin the survey. <div></div>	100.0%	34
I would rather not do it.	0.0%	0
	answered question	34
	skipped question	0







## 2. Where do you go to school?

	Response Percent	Response Count
IS 53	0.0%	0
IS 109	0.0%	0
IS 137	0.0%	0
IS 192	0.0%	0
IS 210	0.0%	0
IS 226	0.0%	0
IS 238	0.0%	0
MS 202	0.0%	0
PS 42	0.0%	0
PS 197	0.0%	0
PS 223	0.0%	0
PS/IS 116	0.0%	0
PS/IS 225	0.0%	0
Al-Ihsan Academy	0.0%	0
August Martin HS	0.0%	0
Beach Channel HS	0.0%	0
<b>Business Computer Application HS</b>	<b>100.0%</b>	<b>34</b>
Christ Lutheran School	0.0%	0
Devine Mercy Catholic Academy Elementary and Middle School	0.0%	0
Far Rockaway HS	0.0%	0
Grace Lutheran Day School	0.0%	0
John Adams HS	0.0%	0
Richmond Hill HS	0.0%	0
St. Francis De Sales School	0.0%	0




St. Joachim and Anne	0.0%	0
St. Joseph's Parish Day	0.0%	0
St. Rose of Lima School	0.0%	0
Other	0.0%	0
other school (please specify)		0
<b>answered question</b>		<b>34</b>
<b>skipped question</b>		<b>0</b>

3. What grade are you in?		
	Response Percent	Response Count
6th	0.0%	0
7th	0.0%	0
8th	0.0%	0
9th	0.0%	0
10th	32.4%	11
11th	47.1%	16
12th	20.6%	7
<b>answered question</b>		<b>34</b>
<b>skipped question</b>		<b>0</b>




#### 4. How often do you use your computer at home for homework?

	Response Percent	Response Count
I don't have a computer at home 	2.9%	1
I don't use my home computer for homework 	5.9%	2
A few times a year 	5.9%	2
About once a month 	5.9%	2
About once a week 	23.5%	8
<b>Almost every night</b> 	<b>55.9%</b>	<b>19</b>
<b>answered question</b>		<b>34</b>
<b>skipped question</b>		<b>0</b>






#### 5. Compared to last year, this year my teachers are using computers...

	Response Percent	Response Count
less 	11.8%	4
about the same amount 	32.4%	11
<b>more</b> 	<b>55.9%</b>	<b>19</b>
<b>answered question</b>		<b>34</b>
<b>skipped question</b>		<b>0</b>





## 6. Compared to last year, this year students in my grade are using computers...

	Response Percent	Response Count
less 	11.8%	4
about the same amount 	32.4%	11
more 	55.9%	19
<b>answered question</b>		<b>34</b>
<b>skipped question</b>		<b>0</b>






## 7. During this school year, how much time per week did you spend using computers in your class(es)?

	Response Percent	Response Count
Not at all 	5.9%	2
Less than one period per week 	23.5%	8
<b>1 or 2 periods (or a double period) per week</b> 	<b>61.8%</b>	<b>21</b>
3 to 4 periods per week 	2.9%	1
More than 4 periods per week 	5.9%	2
<b>answered question</b>		<b>34</b>
<b>skipped question</b>		<b>0</b>






## 8. During this school year, I typed up reports and assignments.

	Response Percent	Response Count
Never	0.0%	0
<b>A few times a year</b> 	<b>36.7%</b>	<b>11</b>
<b>About once a month</b> 	<b>36.7%</b>	<b>11</b>
About once a week 	23.3%	7
Almost every day 	3.3%	1
<b>answered question</b>		<b>30</b>
<b>skipped question</b>		<b>4</b>






## 9. During this school year, I made spreadsheets and graphs.

	Response Percent	Response Count
Never 	23.3%	7
<b>A few times a year</b> 	<b>43.3%</b>	<b>13</b>
About once a month 	6.7%	2
About once a week 	13.3%	4
Almost every day 	13.3%	4
<b>answered question</b>		<b>30</b>
<b>skipped question</b>		<b>4</b>






## 10. During this school year, I used blogs to communicate with other students and teachers

	Response Percent	Response Count
Never 	66.7%	20
A few times a year 	13.3%	4
About once a month 	6.7%	2
About once a week 	10.0%	3
Almost every day 	3.3%	1
<b>answered question</b>		<b>30</b>
<b>skipped question</b>		<b>4</b>





## 11. During this school year, I did research on the Internet for a report or assignment.

	Response Percent	Response Count
Never 	3.3%	1
A few times a year 	23.3%	7
<b>About once a month</b> 	<b>40.0%</b>	<b>12</b>
About once a week 	26.7%	8
Almost every day 	6.7%	2
<b>answered question</b>		<b>30</b>
<b>skipped question</b>		<b>4</b>

## 12. During this school year, I made a PowerPoint presentation.




	Response Percent	Response Count
Never 	23.3%	7
<b>A few times a year</b> 	<b>50.0%</b>	<b>15</b>
About once a month 	10.0%	3
About once a week 	13.3%	4
Almost every day 	3.3%	1
<b>answered question</b>		<b>30</b>
<b>skipped question</b>		<b>4</b>

## 13. During this school year, I used the computer to make a graphic novel.






	Response Percent	Response Count
<b>Never</b> 	<b>73.3%</b>	<b>22</b>
A few times a year 	13.3%	4
About once a month 	10.0%	3
About once a week 	3.3%	1
Almost every day	0.0%	0
<b>answered question</b>		<b>30</b>
<b>skipped question</b>		<b>4</b>



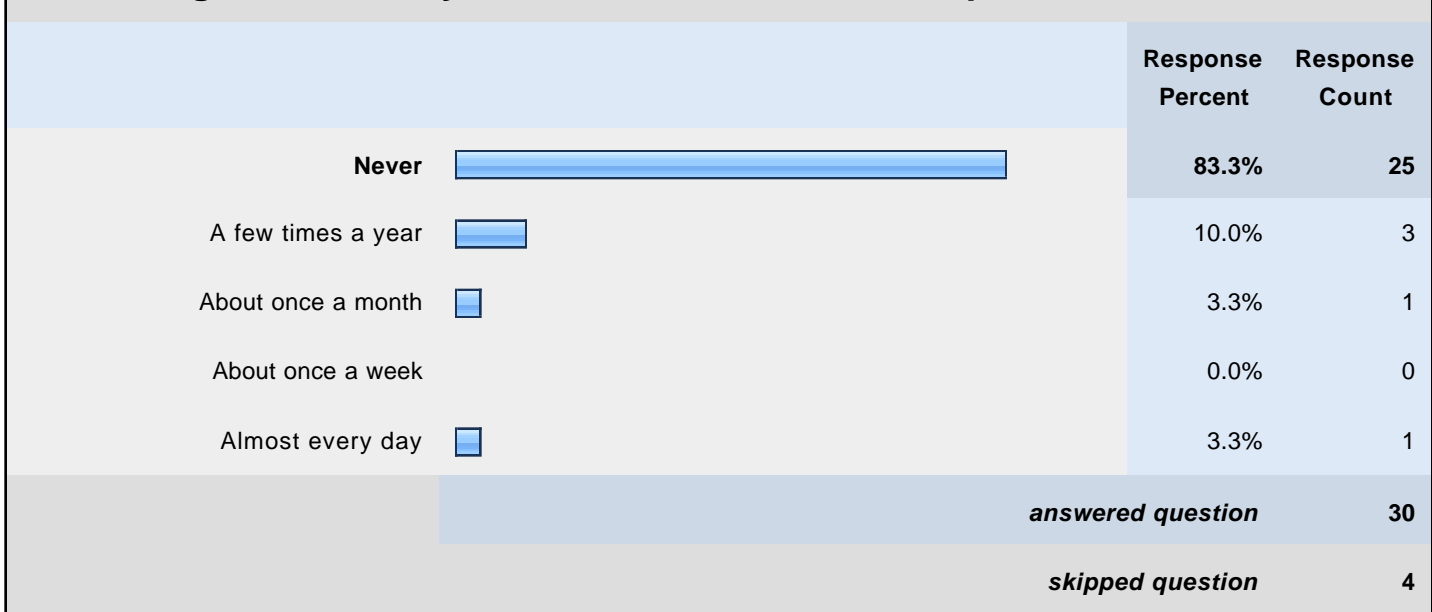
#### 14. During this school year, I took a test on the computer.

		Response Percent	Response Count
Never		23.3%	7
<b>A few times a year</b>		<b>60.0%</b>	<b>18</b>
About once a month		16.7%	5
About once a week		0.0%	0
Almost every day		0.0%	0
<b>answered question</b>			<b>30</b>
<b>skipped question</b>			<b>4</b>

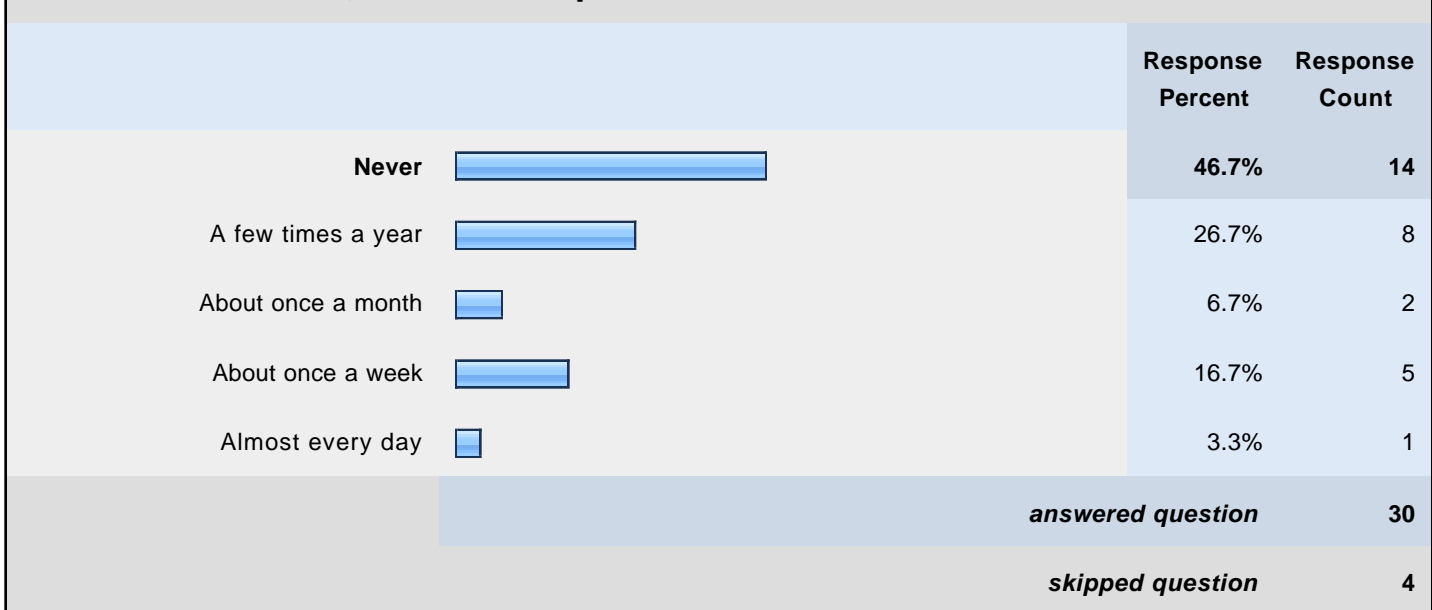
#### 15. During this school year, I used a computer program to improve my study skills or learning skills.

		Response Percent	Response Count
Never		16.7%	5
<b>A few times a year</b>		<b>23.3%</b>	<b>7</b>
About once a month		16.7%	5
<b>About once a week</b>		<b>23.3%</b>	<b>7</b>
Almost every day		20.0%	6
<b>answered question</b>			<b>30</b>
<b>skipped question</b>			<b>4</b>





## 16. During this school year, I made or listened to a podcast.





## 17. During this school year, I made or edited a webpage or worked in a web environment, like a wikispace.







**18. This school year, I collected data using equipment that go with the computer, like probes or PDAs.**

		Response Percent	Response Count
Never		63.3%	19
A few times a year		16.7%	5
About once a month		16.7%	5
About once a week		0.0%	0
Almost every day		3.3%	1
<b>answered question</b>			<b>30</b>
<b>skipped question</b>			<b>4</b>

**19. This school year, I made or edited a video or movie.**

		Response Percent	Response Count
Never		83.3%	25
A few times a year		16.7%	5
About once a month		0.0%	0
About once a week		0.0%	0
Almost every day		0.0%	0
<b>answered question</b>			<b>30</b>
<b>skipped question</b>			<b>4</b>

**20. During the past school year, I created or contributed to a web-based map or timeline.**

		Response Percent	Response Count
Never		66.7%	20
A few times a year		23.3%	7
About once a month		0.0%	0
About once a week		6.7%	2
Almost every day		3.3%	1
		<b><i>answered question</i></b>	<b>30</b>
		<b><i>skipped question</i></b>	<b>4</b>

## 21. In which classes do you use technology. (Check all that apply)

		Response Percent	Response Count
Math	<input type="checkbox"/>	20.0%	6
Sciences	<input type="checkbox"/>	30.0%	9
English Language Arts	<input type="checkbox"/>	50.0%	15
Social Studies	<input type="checkbox"/>	46.7%	14
Art	<input type="checkbox"/>	3.3%	1
Music	<input type="checkbox"/>	3.3%	1
Physical Education/Gym		0.0%	0
ESL or ELL		0.0%	0
<b>Computer Class</b>	<input type="checkbox"/>	<b>73.3%</b>	<b>22</b>
Multi-Media	<input type="checkbox"/>	13.3%	4
None of the Above	<input type="checkbox"/>	3.3%	1
Other (please specify)			0
<b>answered question</b>			<b>30</b>
<b>skipped question</b>			<b>4</b>

## 22. How well do you know how to use the following equipment, applications or web sites?

	I never tried	I know the basics	I'm pretty good	I'm an expert	Response Count
Digital camera or video	12.5% (4)	18.8% (6)	<b>46.9% (15)</b>	21.9% (7)	32
Audacity or GarageBand	<b>68.8% (22)</b>	9.4% (3)	18.8% (6)	3.1% (1)	32
iMovie or Movie Maker	<b>50.0% (16)</b>	31.3% (10)	15.6% (5)	3.1% (1)	32
Wikispaces	<b>65.6% (21)</b>	21.9% (7)	9.4% (3)	3.1% (1)	32
Teacher/Class Blogs	<b>46.9% (15)</b>	31.3% (10)	18.8% (6)	3.1% (1)	32
Comic Life	<b>56.3% (18)</b>	21.9% (7)	21.9% (7)	0.0% (0)	32
<b>answered question</b>					<b>32</b>
<b>skipped question</b>					<b>2</b>

## 23. How much do you agree with these statements?

	Strongly Disagree	Disagree	Agree	Strongly Agree	Rating Average	Response Count
I am able to learn more when I use computers in my school.	0.0% (0)	9.4% (3)	<b>75.0% (24)</b>	15.6% (5)	3.06	32
I work harder on my assignments when I am using a computer.	0.0% (0)	15.6% (5)	<b>68.8% (22)</b>	15.6% (5)	3.00	32
I would be a better student if I got to use technology more in school.	0.0% (0)	15.6% (5)	<b>65.6% (21)</b>	18.8% (6)	3.03	32
Teachers in this school know a lot about how to use computers to help students learn more.	3.1% (1)	18.8% (6)	<b>62.5% (20)</b>	15.6% (5)	2.91	32
There are enough computers in my school for students to use for their schoolwork.	9.4% (3)	34.4% (11)	<b>50.0% (16)</b>	6.3% (2)	2.53	32
I am using computers in my class (es) in ways that other students in this school are not.	9.4% (3)	31.3% (10)	<b>56.3% (18)</b>	3.1% (1)	2.53	32
I have shown other students how to do things with computers.	0.0% (0)	15.6% (5)	<b>71.9% (23)</b>	12.5% (4)	2.97	32
I have shown a teacher how to do things with computers.	3.2% (1)	41.9% (13)	<b>45.2% (14)</b>	9.7% (3)	2.61	31
I use computers more in my class (es) than other students in this school	15.6% (5)	40.6% (13)	<b>43.8% (14)</b>	0.0% (0)	2.28	32
<b>answered question</b>						<b>32</b>
<b>skipped question</b>						<b>2</b>